



Where NATURE & SCIENCE meet.™ 



“IF” Series Commercial Iron Filtration Systems

Water Control “IF” Series Commercial Iron Filters utilize the latest in environmentally-friendly technology to safely and effectively remove up to 15 ppm of iron from domestic and process water supplies. These systems feature heavy-duty brass valves with digital programming and status display, long-lasting Zeolite media, and a patented air injection system, which allows them to regenerate using only fresh water and air. These systems are also effective in the removal of hydrogen sulfide, or “rotten egg smell,” when in combination with dissolved iron.

Benefits:

- Odorless, non-staining water for your commercial facility
- No additional pumps or tanks means less space required!
- No harsh/staining chemicals to store or handle

How They Work:

- Step 1: As water enters the system, it passes through a trapped air pocket and then filters down through the media bed.
- Step 2: Oxygen in the air pocket and the media bed causes dissolved iron to oxidize (rust) out of solution. These iron oxide particles remain trapped in the media bed. Iron-free water flows out of the system.
- Step 3: Periodically, each tank is backwashed (one-at-a-time) with fresh water to remove any trapped iron oxide particles. These particles are washed down the drain.
- Step 4: Finally, each tank is purged of water and filled with air. This allows the media bed to recharge itself with oxygen. Once complete, the tank refills with water and goes back into service.



"IF" Series Commercial Iron Filtration Systems

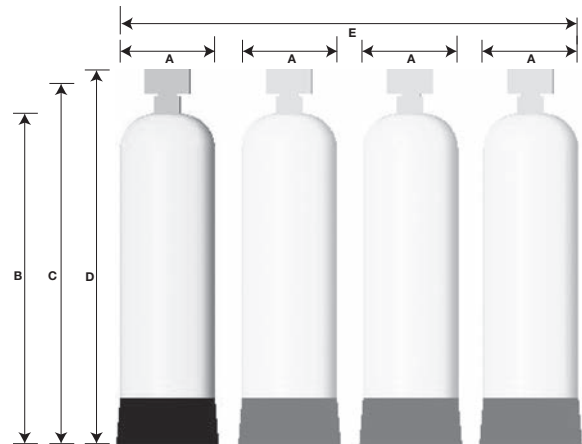
System Details (subject to change without notice):

Model	Media (Cubic Ft per tank)	Cv1	Max Flow Rate (gpm)*	Psid @ Max Flow Rate	Service Connection	Tank Quantity	Tank Size (dia. X height) [A X B]	Inlet/Outlet Height [C]	Overall Height [D]	Overall Length [E]	Drain Connection	Backwash (gpm)
<i>IFS-16</i>	3	5.4	11	4	1"	1	16" X 65"	67.5"/69"	72.5"	16"	1"	15
<i>IFM-12</i>	1.5	8	14	3	1 1/2"	1	12" X 52"	54"/55"	60"	12"	1"	10
<i>IFM-24</i>	6.5	11.2	21	4	1 1/2"	1	24" X 72"	74"/75"	78.5"	24"	1"	35
<i>IFL-24</i>	6.5	19	33	3	2"	1	24" X 72"	75"/75"	84"	24"	1 1/2"	35
<i>IFL-30</i>	12	21	41	4	2"	1	30" X 72"	75"/75"	84"	30"	1 1/2"	60
<i>IFL-36</i>	16	22	45	4	2"	1	36" X 72"	75"/75"	84"	36"	1 1/2"	85
<i>IFL-24-TWIN</i>	6.5	38	66	3	2"	2	24" X 72"	75"/75"	84"	50"	1 1/2"	35
<i>IFL-30-TWIN</i>	12	42	82	4	2"	2	30" X 72"	75"/75"	84"	62"	1 1/2"	60
<i>IFL-36-TWIN</i>	16	44	90	4	2"	2	36" X 72"	75"/75"	84"	74"	1 1/2"	85
<i>IFL-30-TRIPLEX</i>	12	63	123	4	2"	3	30" X 72"	75"/75"	84"	94"	1 1/2"	60
<i>IFL-36-TRIPLEX</i>	16	66	135	4	2"	3	36" X 72"	75"/75"	84"	112"	1 1/2"	85
<i>IFL-30-QUAD</i>	12	84	164	4	2"	4	30" X 72"	75"/75"	84"	126"	1 1/2"	60
<i>IFL-36-QUAD</i>	16	88	180	4	2"	4	36" X 72"	75"/75"	84"	150"	1 1/2"	85

* Exceeding specified system flow rate may cause incomplete iron removal

- Maximum iron capacity (all systems): 15 ppm
- Regeneration time (all systems): 10 min. backwash + 50 min. media air exposure = 60 min./tank total
- Electrical requirements: Provide standard 3-prong outlet for each system tank (120VAC, 5Amp FLA, 60Hz)
- Larger systems may be available. Call for details

Regeneration Frequency		
Usage: 18-24 hrs/day	Usage: 8-18 hrs/day	Usage: < 8 hrs/day
2 days	3 days	4 days



system dimensions (see chart)

Sample Specification:

Commercial Iron Filtration System shall be model IF_____, as manufactured by Water Control. System shall incorporate (qty)_____ media tank(s) of dimensions _____. Each tank shall contain _____ cubic feet of high quality Zeolite media and be capable of a maximum flow rate of _____ gpm @ _____ psid. System shall be capable of removing up to 15 ppm dissolved iron when regenerated every 2-4 days with fresh water and air. System shall require no additional chemicals, additives, pumps, or tanks to achieve full regeneration.

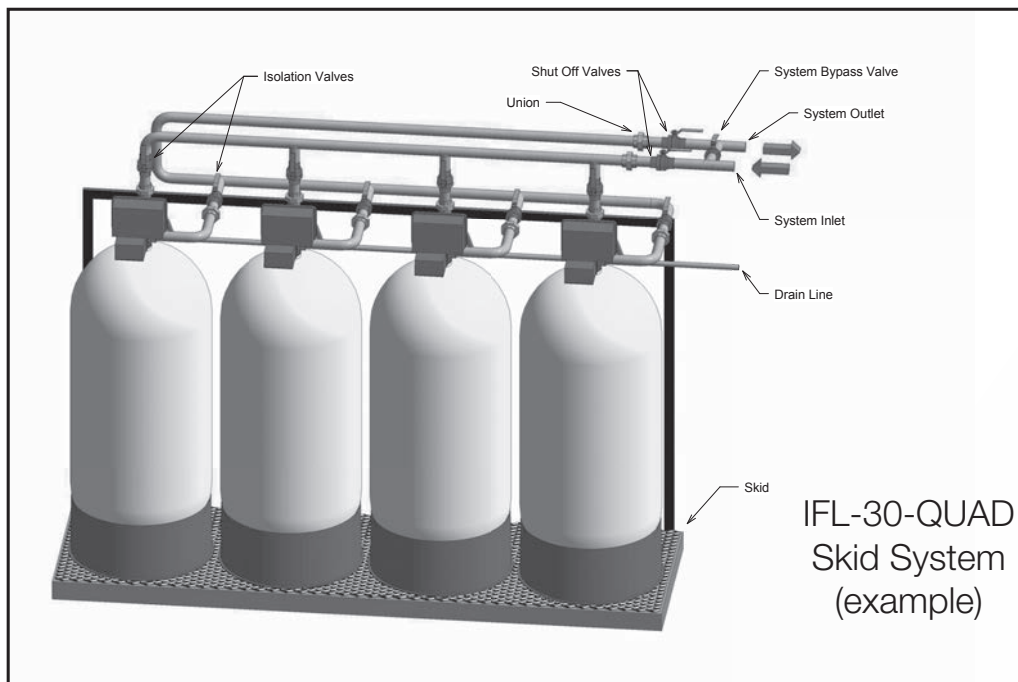
Each tank shall be constructed of non-corrosive fiberglass and be rated for an operating pressure of 150psi.

System shall have a one (1) year limited warranty (see complete warranty for details).

For a more detailed, system-specific specification (including a detailed CAD™ or Revit™ design), please contact Water Control's Technical Service Specialists at techsupport@watercontrolinc.com.


Accu-Pipe Skid Systems:

For ease of design and installation, Water Control can combine "IF" Series equipment with high quality copper, galvanized, or stainless steel manifolds (including full system bypass) -- and any of our other softening/filtration systems (as needed) -- on a heavy-duty, powder-coated steel skid. All equipment is pre-plumbed and pre-wired in the factory for guaranteed performance.



Quality Water Is Our Business:

With over 35 years of experience in the water conditioning and plumbing industries, Water Control can design and manufacture equipment for virtually any application. We offer complete service including water testing, system sizing, CAD™ or Revit™ drawings, delivery, setup, startup, and field service. We maintain a unique focus on mechanical engineers, contractors, and the plumbing industry as a whole. Depend on us to provide quality, innovative solutions for all your commercial water conditioning needs.



For Help With System Sizing and Selection

Contact Our Technical Support Department at:

Phone: 1-866-405-1268 • Fax: 763-427-5665

Email: techsupport@watercontrolinc.com